

## MC042S IP65 ON/OFF Function Sensor For Flood Light



### Introduction

- With 5.8G Hz microwave technology, stable detection performance and long life time.
- Strong anti-interference capacity for raindrop and breeze, suitable for outdoor use.
- Water proof sensor with IP65 rating.
- Long detection area up to 10m with wall mounting.
- Compact housing design, can be applicable to super thin flood light.
- Automatic switching based on motion and ambient light.
- Zero-crossing point operation helps protect the sensor against in-rush current.
- Detection area, hold time can be set via DIP switches easily.

MC042S is an innovative and active motion detector with HF system 5.8GHz. Motion can be detected through plastic, glass and thin non-metal materials.

The sensor supplies a simple energy-saving solution to use light only when and where you need it. It automatically switches on/off light based on motion , can be applicable to super thin flood light.

Because of high quality microwave motion sensor and programming, the product show high anti-interference capability on breeze and light rain.



Max.5M



Zero-crossing  
point operation



Hold Time  
5s~20min



Mounting Height  
6m Max.



Automatic  
On/Off



Outdoor Use



5 Years  
Guarantee


## ON -OFF Function

### Motion sensor MC042S + LED Flood light

MC042S is an innovative motion sensor, switch on the light on detection of movement, and switch off after a hold time when there is no motion detected.



With sufficient light, the lamp doesn't switch on.




With insufficient ambient light, the sensor switches on the lamp when motion is detected.

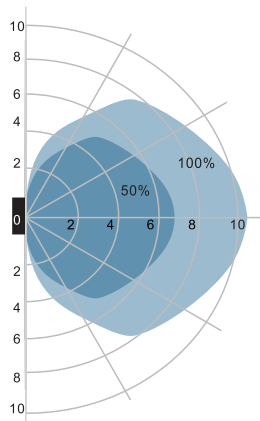


After hold time, the sensor switches off the lamp when no motion is detected.

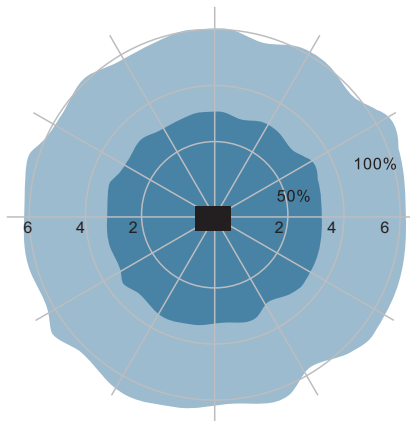
### Wiring scheme



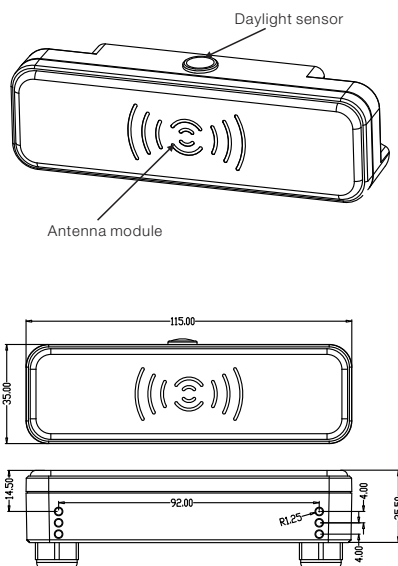
## Detection Pattern



Wall mounting pattern (Unit: m)  
Suggested installation height: 1-1.8m



Ceiling mounting pattern (Unit: m)  
Suggested installation height: 2.5-6m




## MC042S

Operating voltage	220~240Vac, 50Hz
Rated load	200W Max.
HF system	5.8GHz±75MHz, ISM wave band
Transmitting power	<0.5mW
Power consumption	≤0.5W(standby)
Detection zone	Max.(D x H): 10m x 6m
Detection sensitivity	50% / 100%
Daylight sensor	25lux / Disable
Hold time	5s / 90s / 3min / 20min
Mounting height	6m Max.
Motion detection	0.5~3m/s
Detection angle	120°(wall installation) 360°(ceiling installation)
Operating temperature	-35℃ ~70℃
IP rating	IP65


## Setting

By selecting the combination on the DIP switch, sensor data can be precisely set for each specific application.

ON		1	
	I	ON	50%
	II	-	100%



### Detection area

Detection area can be reduced by selecting the combination on the DIP switches to fit precisely each application.

ON		2	3	
↑				
	I	ON	ON	20min
	II	—	ON	3min
	III	ON	—	90s
	IV	—	—	5s

### Hold time

Refers to the time period the lamp remains at 100% illumination after no motion detected.

ON		4	
	I	ON	25lux
	II	-	Disable

### Daylight sensor

The sensor can be set to only allow the lamp to illuminate below a defined ambient brightness threshold.

When set to Disable mode, the daylight sensor will switch on the lamp when motion is detected regardless of ambient light level.

25lux: twilight operation.